

# **STUDENTS FEEDBACK REPORT**

**2021-22**



**SHRI SHIVAJI EDUCATION SOCIETY AMRAVATI'S**

**SHRI SHIVAJI SCIENCE AND ARTS  
COLLEGE, CHIKHLI, DIST. BULDANA**

## FEEDBACK COLLECTION

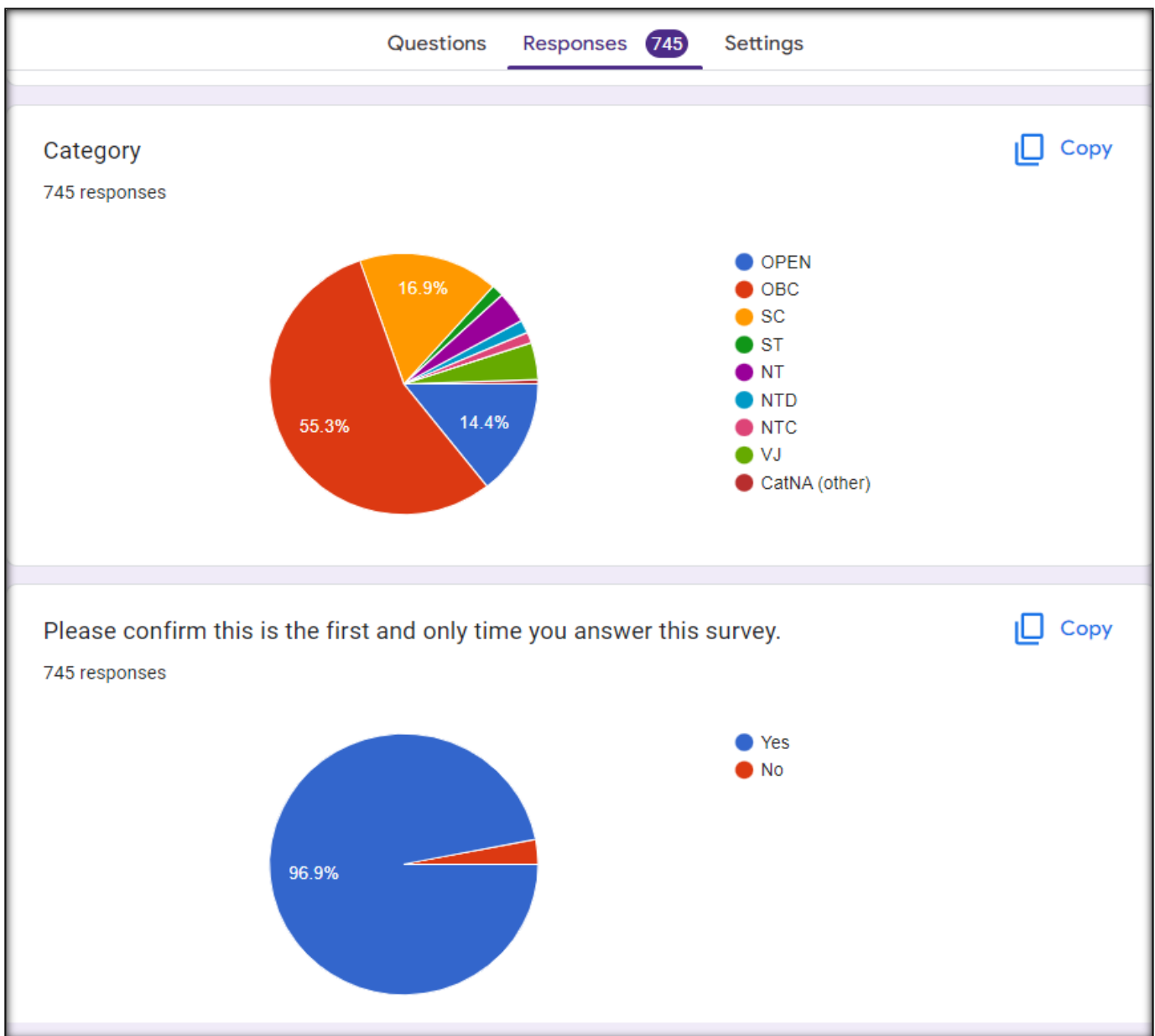
The online questionnaire was made available through Google form link to students and students have to submit their responses to the questionnaire through this link.

The online questionnaires for students focused on process of teaching , learning and evaluation.

## FEEDBACK ANALYSIS:

In all 745 responses from B.Sc., 317 from B.A., 115 from B.Com. 136 from M.Sc.,60 from MA.,38 from M.Com.,65and from Ph.D.,14 students were collected online.

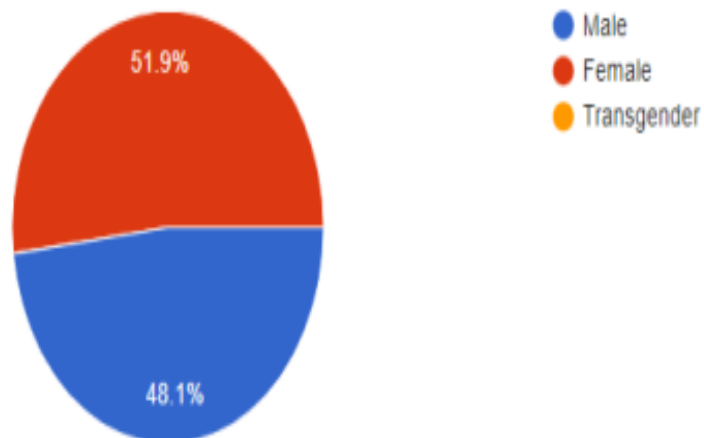
**The response average taken over all the subjects are as follow:**



## Gender

745 responses

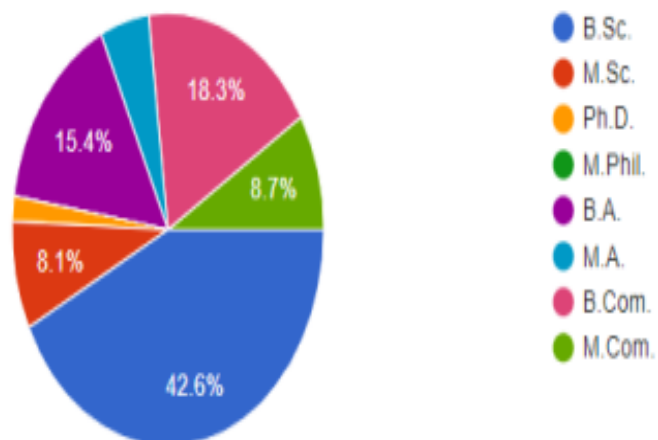
 Copy



## What degree program are you pursuing now?

745 responses

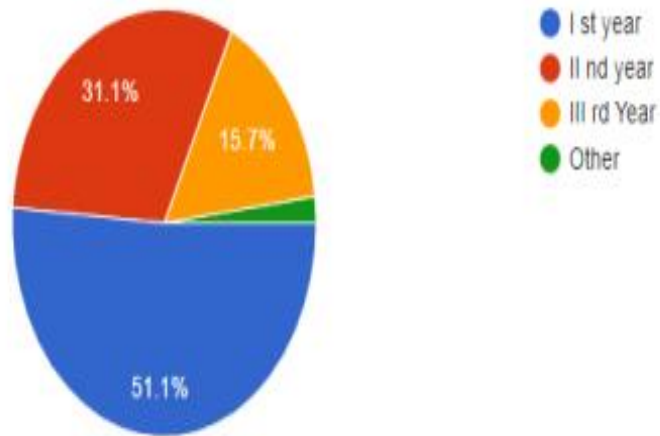
 Copy



## Class

 Copy

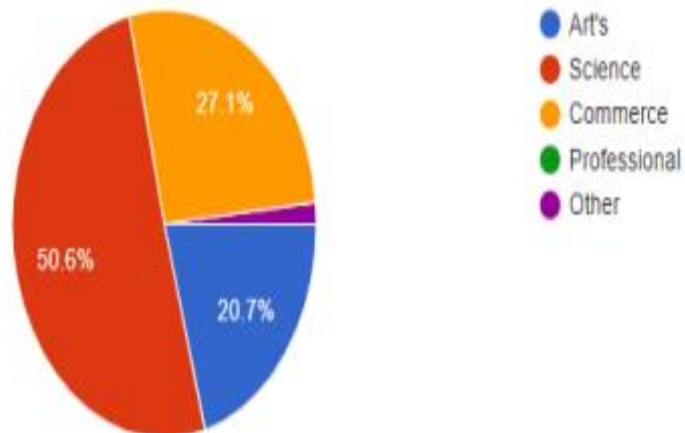
745 responses



## What subject area are you currently pursuing?

 Copy

745 responses

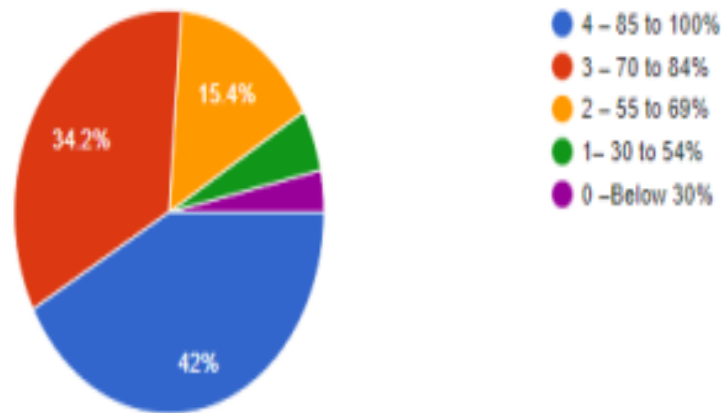


## Criterion II – Teaching–Learning Student Satisfaction Survey on Teaching Learning Process

1. How much of the syllabus was covered in the class?



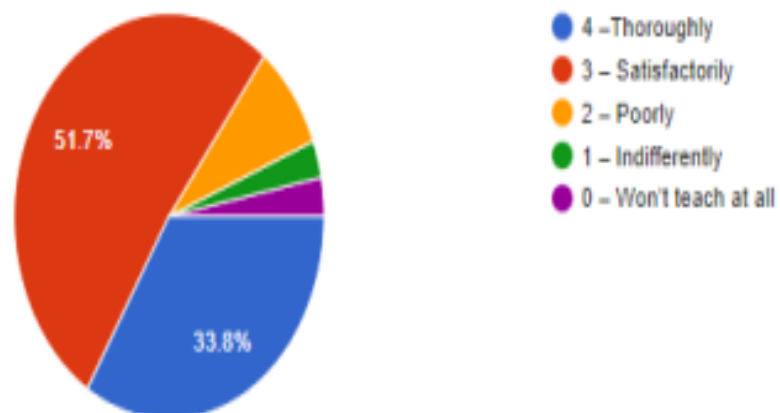
745 responses



2. How well did the teachers prepare for the classes?



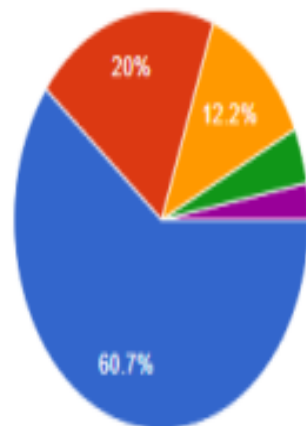
745 responses



### 3. How well were the teachers able to communicate?

 Copy

745 responses

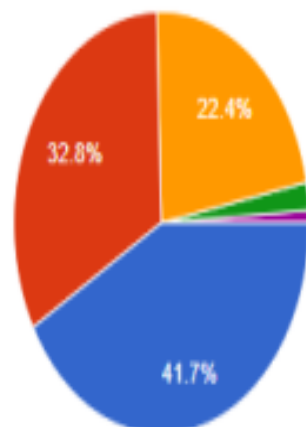


- 4 – Always effective
- 3 – Sometimes effective
- 2 – Just satisfactorily
- 1 – Generally ineffective
- 0 – Very poor communication

### 4. The teacher's approach to teaching can best be described as

 Copy

745 responses

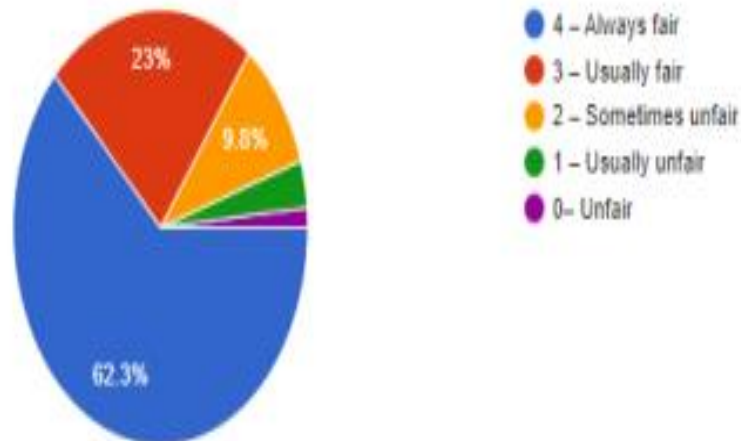


- 4 – Excellent
- 3 – Very good
- 2 – Good
- 1 – Fair
- 0 – Poor

### 5. Fairness of the internal evaluation process by the teachers.

 Copy

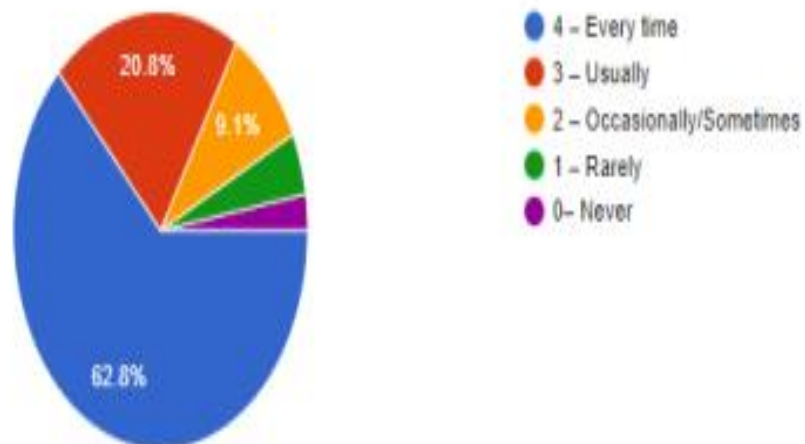
745 responses



### 6. Was your performance in assignments discussed with you?

 Copy

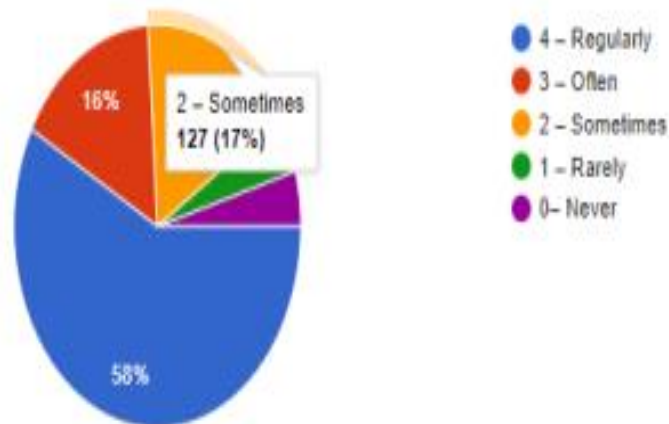
745 responses



7. The institute takes active interest in promoting internship, student exchange, field visit opportunities for students.

 Copy

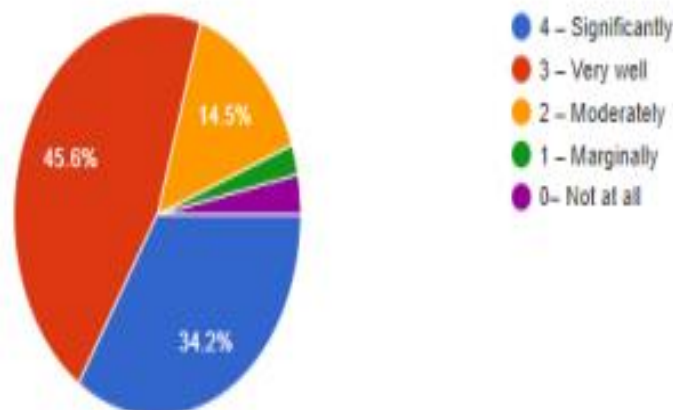
745 responses



8. The teaching and mentoring process in your institution facilitates you in cognitive, social and emotional growth.

 Copy

745 responses

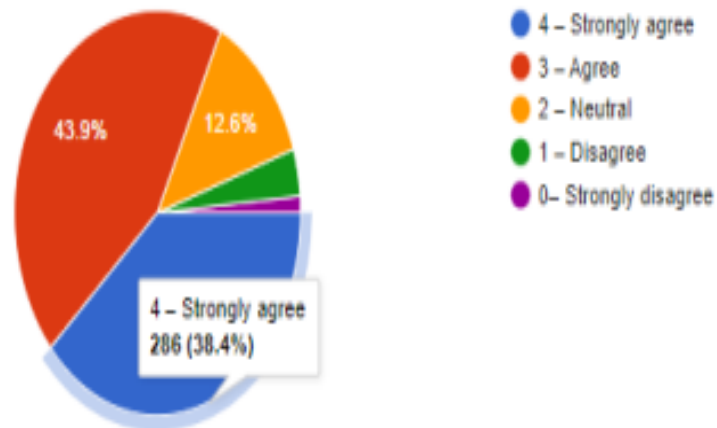




9. The institution provides multiple opportunities to learn and grow.

 Copy

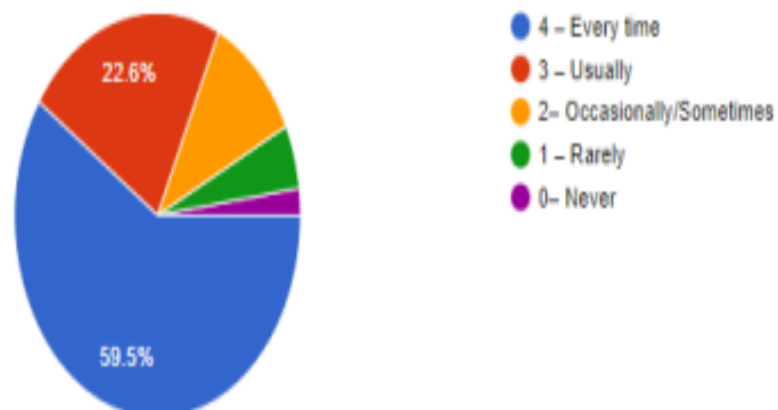
745 responses



10. Teachers inform you about your expected competencies, course outcomes and programme outcomes.

 Copy

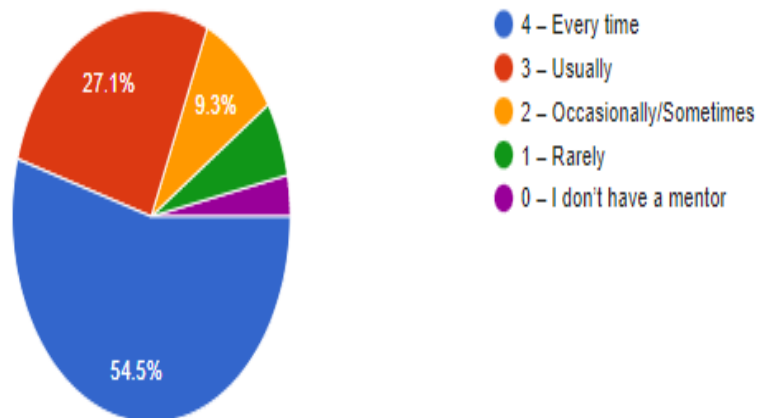
745 responses



11. Your mentor does a necessary follow-up with an assigned task to you.

 Copy

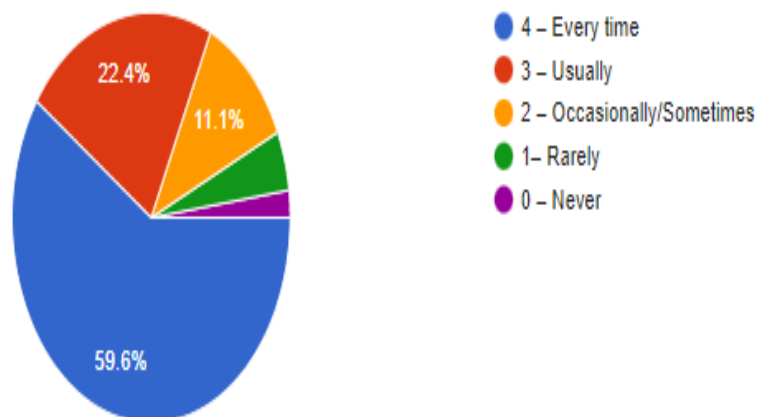
745 responses



12. The teachers illustrate the concepts through examples and applications.

 Copy

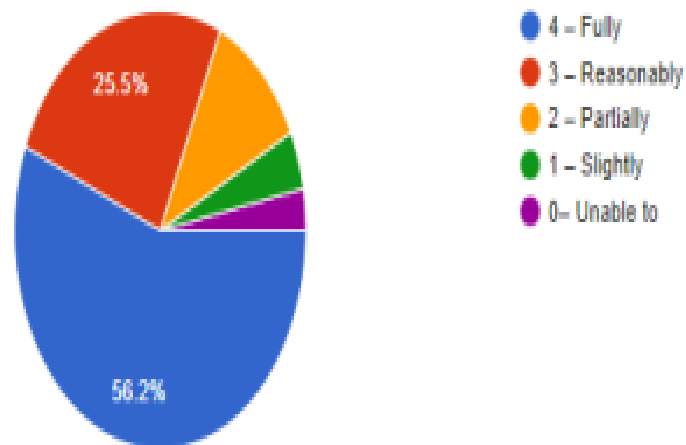
745 responses



13. The teachers identify your strengths and encourage you with providing right level of challenges.

 Copy

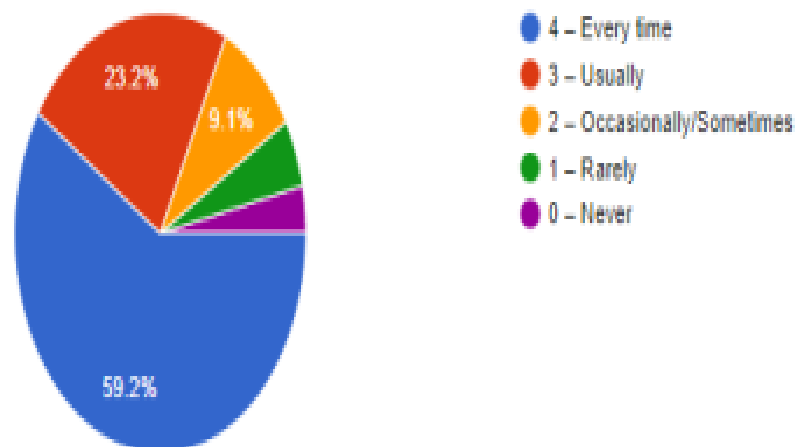
745 responses



14. Teachers are able to identify your weaknesses and help you to overcome them.

 Copy

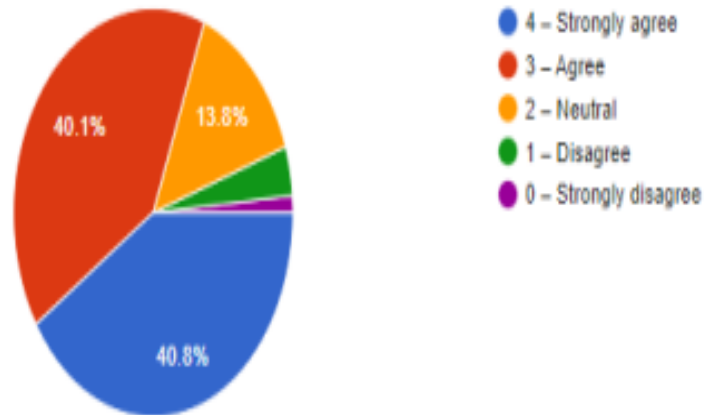
745 responses



15. The institution makes effort to engage students in the monitoring, review and continuous quality improvement of the teaching learning process.



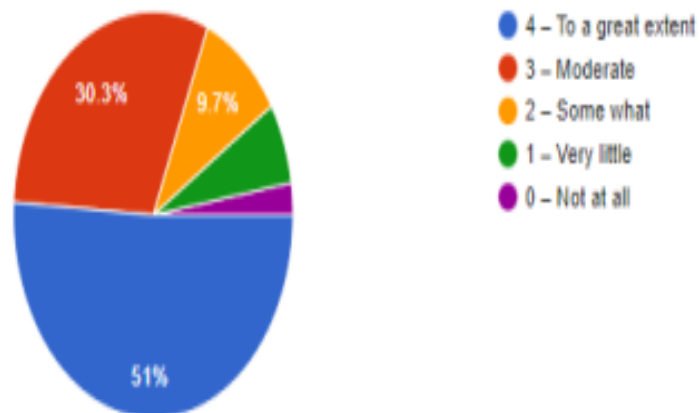
745 responses



16. The institute/ teachers use student centric methods, such as experiential learning, participative learning and problem solving methodologies for enhancing learning experiences.



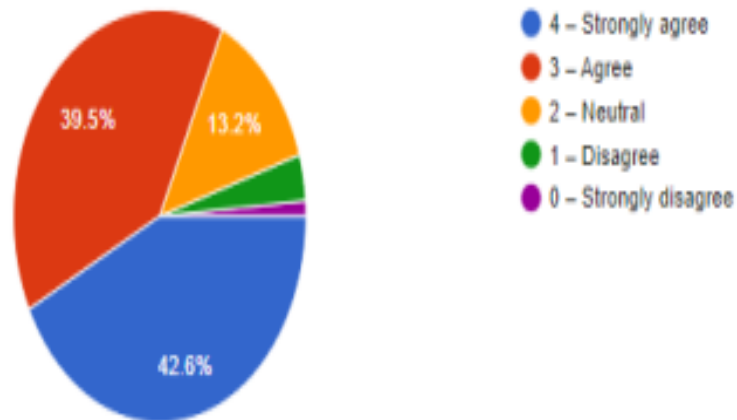
745 responses



17. Teachers encourage you to participate in extracurricular activities.

 Copy

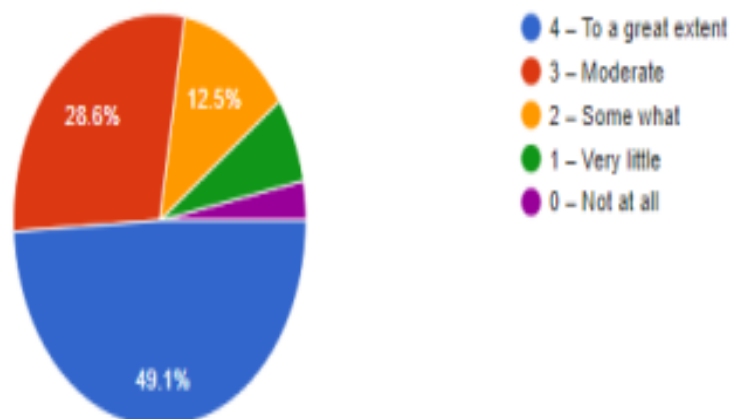
745 responses



18. Efforts are made by the institute/ teachers to inculcate soft skills, life skills and employability skills to make you ready for the world of work.

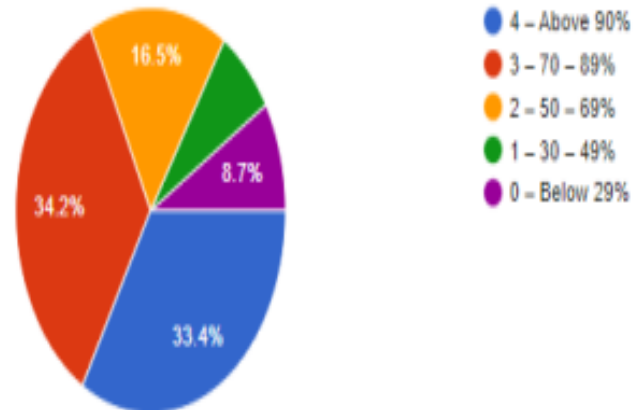
 Copy

745 responses



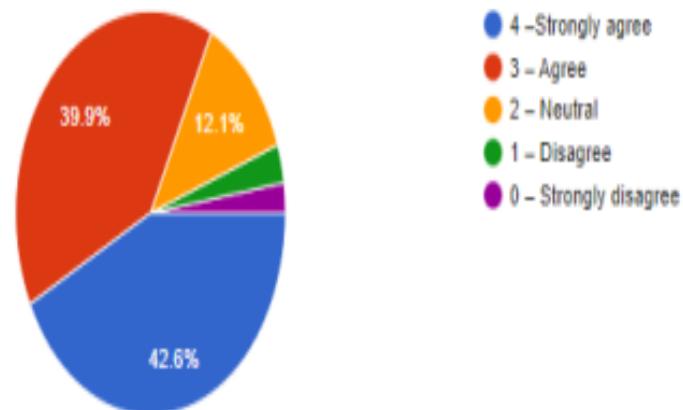
19. What percentage of teachers use ICT tools such as LCD projector, Multimedia, etc. while teaching. [Copy](#)

745 responses



20. The overall quality of teaching-learning process in your institute is very good. [Copy](#)

745 responses



21. Give three observation / suggestions to improve the overall teaching - learning experience in your institution.

745 responses

Hardwork

Use better graphics and viaual media to engaged student well.Better graphics and colours arouse the interest and desire to learn among students.

Everything is well.

Use better graphics & visual media to engage students well

Everything they are doing for us is already perfect

No, no need of suggestions

Excellent performance

No suggestions at all everything is best

[View 379 more responses in Sheets](#)

## RECOMMENDATIONS

Looking towards the overall response of the students, the committee is of opinion that college administration and the faculty provides remarkable support to the students.

### Students Satisfaction Survey (SSS) Committee

1. Dr.O.S.Deshmukh (Principal)
2. Dr.V.U.Pochhi (IQAC Coordinator)
3. Mr.D.L.Gavande
4. Dr.P.B.Nalle

*V. U. Pochhi*  
**Dr. V. U. Pochhi**  
**Coordinator**  
**IQAC, Shri Shivaji Sci. & Arts**  
**College, Chikhli Dist. Buldana**



*O. S. Deshmukh*  
**Dr. Omraj S. Deshmukh**  
**PRINCIPAL**  
**Shri Shivaji Science & Arts**  
**College, Chikhli, Dist. Buldana**